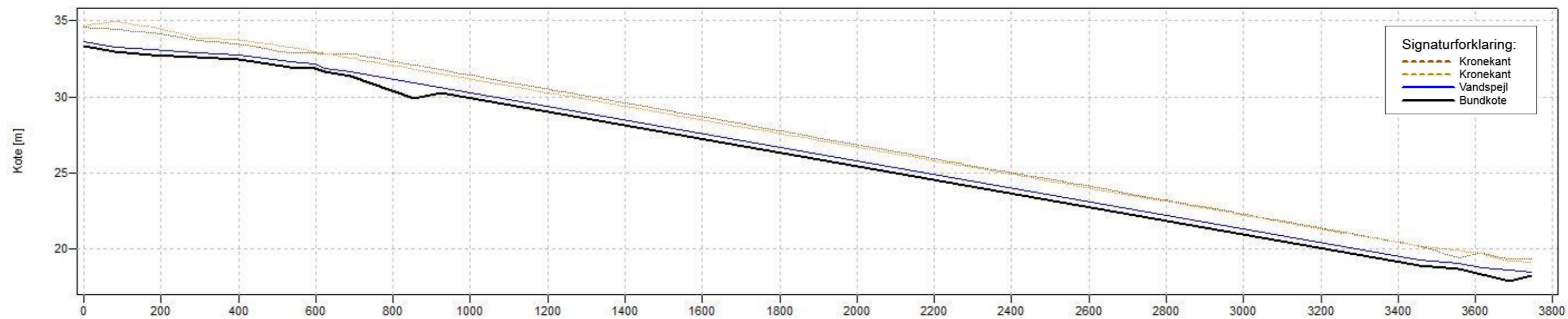


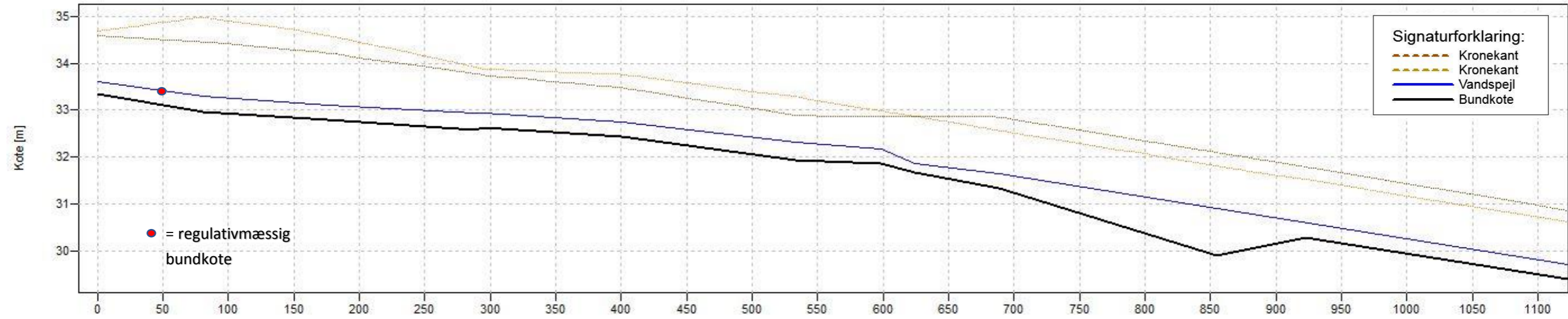
Samlet længdeprofil af hele vandløbet



Bemærkning	Startpunkt	Slutpunkt - Estimeret	Slutpunkt – Estimeret ved motorvejen				
St. VASP	0	3882	4280				
St. regulativ	3079	6853	7251				

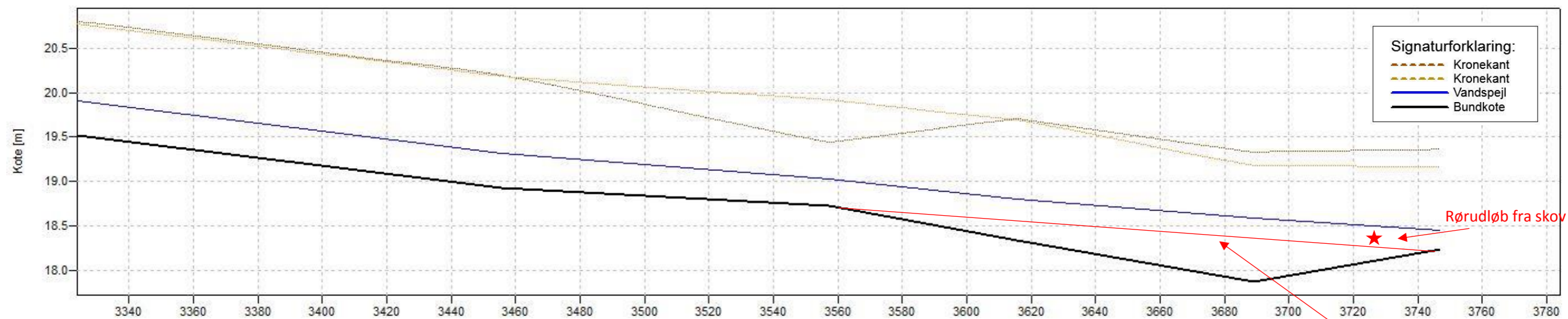
Bilag 1.2 - Forundersøgelse af vandløbsrestaureringsprojekt i Øvre Stenkildebæk

Længdeprofil – Øvre Stenkildebæk, delstrækning 1



Bemærkning	Startpunkt	Slutpunkt				
St. VASP	0	1075				
St. regulativ	3079	4122				

Længdeprofil – Øvre Stenkildebæk, delstrækning 2



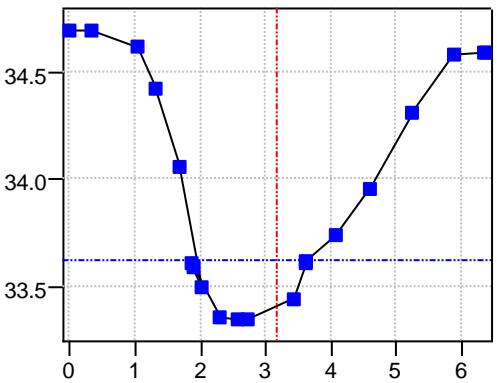
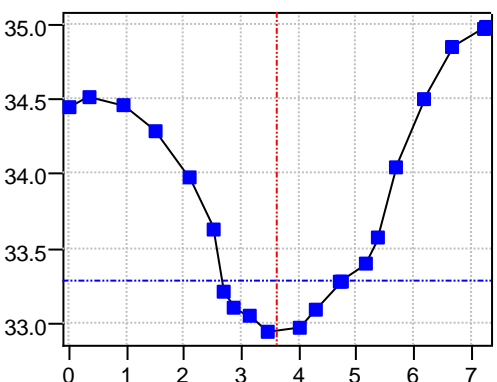
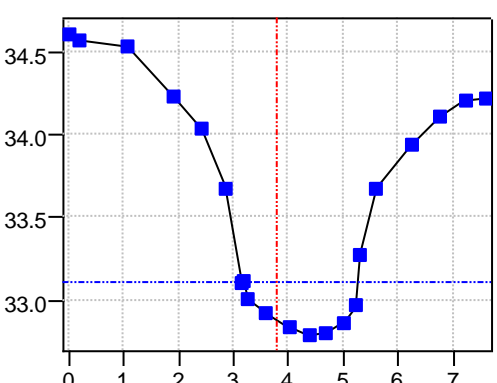
Bemærkning	Startpunkt	Slutpunkt				
St. VASP	3372	3906				
St. regulativ	6343	6877				

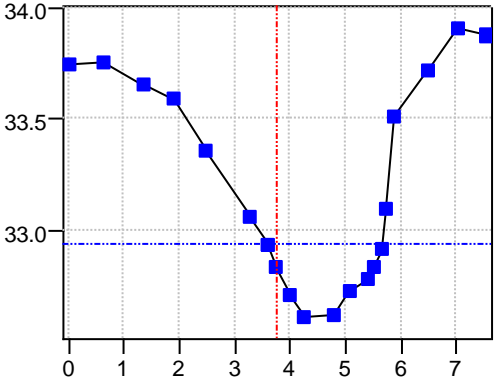
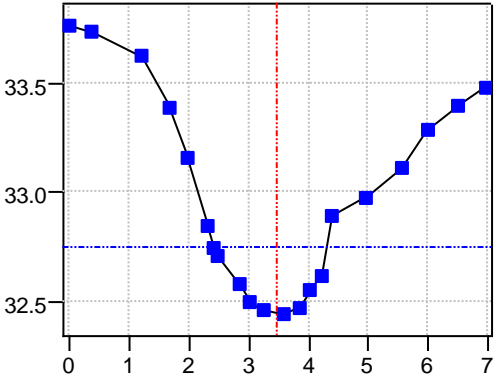
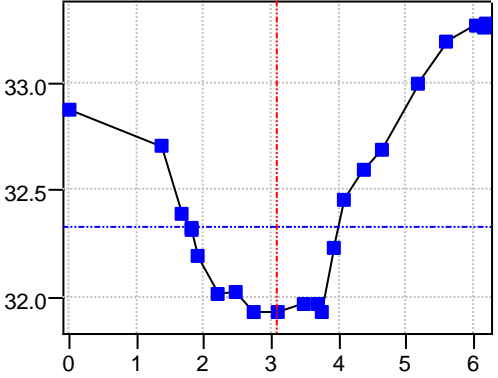
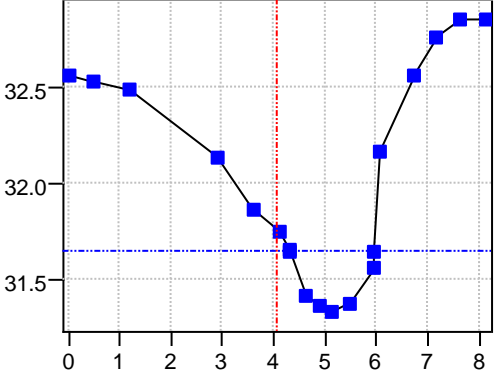
Bilag 1.4 - Forundersøgelse af vandløbsrestaureringsprojekt i Øvre Stenkildebæk

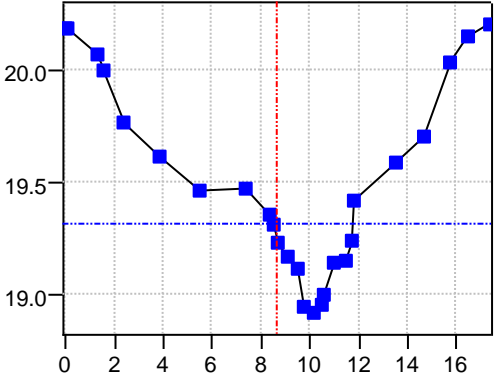
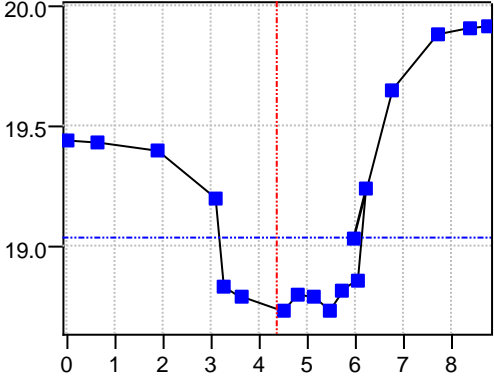
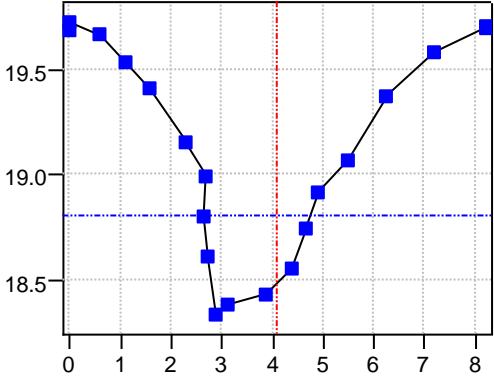
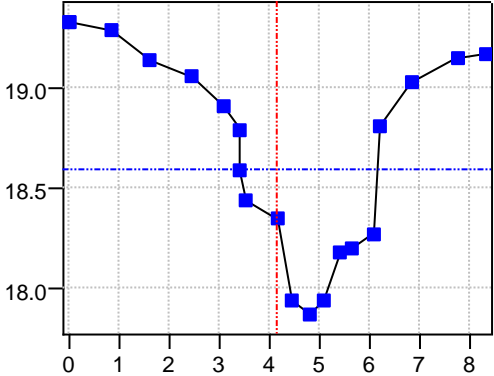
Opmålte tværprofiler

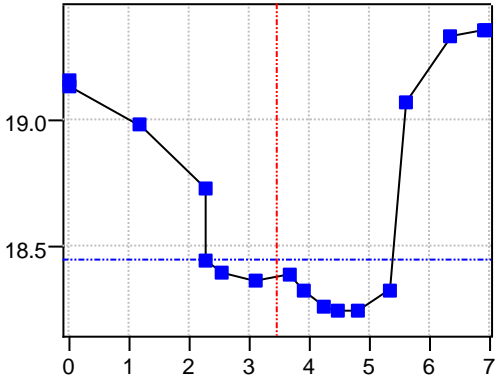
Interpoleret bundkote jf. vandløbsregulativ

BK målt: Opmålt bundkote

Tværsnitsprofil	Estimeret Stationering jf. regulativ.	Projektstationering
Delstrækning 1		
	<p>3079</p> <p>BK målt: 33,35</p>	<p>0</p>
	<p>3159</p> <p>BK målt: 32,95</p>	<p>81</p>
	<p>3253</p> <p>BK målt: 32,79</p>	<p>176</p>

Tværnsitsprofil	Estimeret Stationering jf. regulativ.	Projektstationering
	3371 BK målt: 32,62	295
	3475 BK målt: 32,44	401
	3603 BK målt: 31,93	533
	3751 BK målt: 31,33	689

Tværsnitsprofil	Estimeret Stationering jf. regulativ.	Projektstationering
Delstrækning 2		
	<p>6426</p> <p>BK målt: 18,92</p>	<p>3456</p>
	<p>6528</p> <p>BK målt: 18,73</p>	<p>3557</p>
	<p>6586</p> <p>BK målt: 18,34</p>	<p>3616</p>
	<p>6660</p> <p>BK målt: 17,87</p>	<p>3689</p>

Tværnsnitsprofil	Estimeret Stationering jf. regulativ.	Projektstationering																										
 <p>The graph displays a cross-section profile with the following approximate data points:</p> <table border="1"> <thead> <tr> <th>Stationing (x)</th> <th>Elevation (y)</th> </tr> </thead> <tbody> <tr><td>0</td><td>19.1</td></tr> <tr><td>1</td><td>19.0</td></tr> <tr><td>2</td><td>18.8</td></tr> <tr><td>2.5</td><td>18.4</td></tr> <tr><td>3</td><td>18.35</td></tr> <tr><td>3.5</td><td>18.3</td></tr> <tr><td>4</td><td>18.25</td></tr> <tr><td>4.5</td><td>18.2</td></tr> <tr><td>5</td><td>18.2</td></tr> <tr><td>5.5</td><td>18.3</td></tr> <tr><td>6</td><td>19.1</td></tr> <tr><td>7</td><td>19.2</td></tr> </tbody> </table>	Stationing (x)	Elevation (y)	0	19.1	1	19.0	2	18.8	2.5	18.4	3	18.35	3.5	18.3	4	18.25	4.5	18.2	5	18.2	5.5	18.3	6	19.1	7	19.2	<p>6718</p> <p>BK målt: 18,24</p>	<p>3747</p>
Stationing (x)	Elevation (y)																											
0	19.1																											
1	19.0																											
2	18.8																											
2.5	18.4																											
3	18.35																											
3.5	18.3																											
4	18.25																											
4.5	18.2																											
5	18.2																											
5.5	18.3																											
6	19.1																											
7	19.2																											